THE MMSX JOURNAL
Journal of Movement Mechanics & Biomechanics
A peer-reviewed journal dedicated to cutting-edge research in **Movement Mechanics, Exercise Science, and Biomechanics**, fostering global collaboration and knowledge dissemination.

CrossFit vs BPIT: A Comparative Biomechanical and Physiological Analysis of Training Intensity, Neuromechanical Efficiency, and Injury Dynamics

Primary Author: Dr. Neeraj Mehta **Affiliation:** MMSx Authority for Movement Mechanics & Biomechanics Research | BodyGNTX Fitness Institute
Journal: MMSx Authority Journal of Biomechanics & Human Performance

DOI: 10.5281/zenodo.17594977

Abstract

This article presents a structured comparative analysis of CrossFit's high-intensity stochastic training model and the Balanced Progressive Intensity Training (BPIT) framework based on the MMSx 5-Line Principle. Using biomechanical modeling, physiological markers, and clinical outcome data, we evaluate their impact on neuromechanical control, force efficiency, metabolic stress, and injury risk profiles.

CrossFit prioritizes maximal power output through time-compressed variability, often producing rapid strength adaptation but compromising joint stability, movement symmetry, and neuromuscular feedback regulation. In contrast, BPIT employs a progressive intensity architecture that synchronizes load progression with biomechanical sequencing and neural efficiency, thereby reducing mechanical entropy and stabilizing performance sustainability.

Findings indicate that BPIT maintains superior neuromechanical efficiency, lower fatigue decay constants, and enhanced autonomic recovery, positioning it as a clinically safer and biomechanically optimized model for long-term performance and musculoskeletal health.

Keywords: CrossFit, BPIT, neuromechanics, injury risk, 5-Line Principle, movement efficiency, strength training biomechanics

THE MMSX JOURNAL
Journal of Movement Mechanics & Biomechanics
A peer-reviewed journal dedicated to cutting-edge research in **Movement Mechanics, Exercise Science, and Biomechanics**, fostering global collaboration and knowledge dissemination.

1. Introduction: Divergence of Training Philosophies

CrossFit has popularized a global training culture based on constant variation, high-intensity metabolic demand, and time-dominant performance metrics. While effective for acute power enhancement and conditioning, this model promotes a fatigue-driven environment in which mechanical precision progressively deteriorates. Existing literature identifies an injury incidence of 19–21% annually among CrossFit participants, predominantly affecting the shoulder complex, lumbar spine, and knee joints.

Balanced Progressive Intensity Training (BPIT), developed under the MMSx biomechanical doctrine, introduces a structured, mechanistically regulated model of intensity progression. Built upon the 5-Line Principle, BPIT advances through sequential stages ranging from neural priming to elastic power transformation, regulating force vectors, lever control, and load symmetry.

BPIT is grounded in the hypothesis that biomechanical progression aligned with neuromuscular timing and structural control maintains the human body within an optimal energy-efficiency envelope, reducing chaotic force output and cumulative tissue stress.

---

2. Biomechanical Foundations: Power, Force, and Efficiency

2.1 Mechanical Power Dynamics

Mechanical power (P) is expressed as work performed over time, where work equals force applied over a distance. CrossFit maximizes power by significantly compressing time under elevated loads, often at the cost of joint vector precision and movement symmetry. This compression produces excessive shear forces and torque misalignment, particularly under fatigue conditions.

Conversely, BPIT distributes force application across biomechanically organized movement lines, ensuring consistency of lever stabilization, torque regulation, and metabolic efficiency per mechanical output.

2.2 Power Surface Stability

CrossFit exhibits a highly volatile power surface characterized by oscillations between suboptimal and supramaximal intensity zones. This unpredictability results in rapid neuromuscular destabilization and efficiency collapse.

BPIT maintains a guided optimal intensity envelope whereby force and velocity remain within regulated thresholds, preserving force–velocity relationship integrity and reducing mechanical chaos.

---

3. Physiological and Metabolic Profiling

CrossFit elicits extreme metabolic stress with acute lactate accumulation (12–14 mmol/L) and near-maximal cardiovascular demand (90–95% HRmax). While enhancing anaerobic capacity, this environment suppresses parasympathetic recovery mechanisms and accelerates central fatigue.

BPIT's 5-Line sequencing regulates metabolic demand through progressive transitions from aerobic priming to controlled anaerobic engagement. Measured responses demonstrate lactate levels averaging 6–8 mmol/L and HRmax utilization between 75–85%, supporting balanced stress-adaptation cycles.

In the MMSx 2024 BPIT clinical cohort (n=116), participants demonstrated a 12.67 ms increase in HRV (RMSSD) and a 6.02 bpm reduction in resting heart rate, indicating enhanced autonomic efficiency and cardiovascular regulation. Injury incidence over the same period measured 4.3%, significantly lower than CrossFit populations.

Table 1: Comparative Physiological Indicators

Parameter	CrossFit	BPIT
Training Structure	Randomized high-intensity WODs	Progressive 5-Line sequencing
Lactate Accumulation	12–14 mmol/L	6–8 mmol/L
HRmax Utilization	90–95%	75–85%
HRV (RMSSD) Change	↓ 4–8 ms	↑ 12–16 ms

THE MMSX JOURNAL
Journal of Movement Mechanics & Biomechanics
A peer-reviewed journal dedicated to cutting-edge research in **Movement Mechanics, Exercise Science, and Biomechanics**, fostering global collaboration and knowledge dissemination.

Injury Risk	19–21% annual	4.3% (BPIT 2024 study)

---

4. Neuromechanical Efficiency and Fatigue Modeling

Neuromechanical Efficiency (η_n) describes the stability of motor coordination under progressive load intensity. In CrossFit, η_n declines sharply after 10–15 minutes of continuous high intensity, caused by CNS desynchronization and fluctuating proprioceptive feedback loops.

BPIT regulates fatigue via sequential load modulation and biomechanical pacing, maintaining η_n above 85% for extended durations exceeding 60 minutes under applied load.

Force decay behavior follows:

$F(t) = F_0 \times e^{(-k \cdot t)}$

CrossFit exhibits a fatigue constant (k) between 0.15–0.18, indicating rapid degradation of force output, while BPIT demonstrates a stabilized decay constant of 0.08–0.10, reflecting sustained neuromuscular efficiency.

---

5. Biomechanical Risk and Load Transfer Dynamics

Injury risk emerges from the interaction between joint deviation and cumulative fatigue. CrossFit's stochastic loading environment intensifies deviation magnitude under exhaustion, producing exponential risk amplification.

BPIT enforces Load Path Symmetry — regulating joint vector deviations even at high intensity thresholds. Clinical data demonstrates:

- 17.9% reduction in knee valgus deviation
- 14.3% reduction in spinal curvature asymmetry
- Load path symmetry ratio of 0.93 vs 0.74 in CrossFit

THE MMSX JOURNAL
Journal of Movement Mechanics & Biomechanics
A peer-reviewed journal dedicated to cutting-edge research in **Movement Mechanics, Exercise Science, and Biomechanics**, fostering global collaboration and knowledge dissemination.

Table 2: Comparative Kinematic Load Data

Exercise Type	Avg Shear Force (N)	Torque (Nm)	Load Symmetry	Movement Integrity
CrossFit (Snatch/Kipping)	~2300	180	0.74	Fragmented
BPIT Structures	~1850	210	0.93	Sequential

---

6. Energy Regulation and Hormonal Stability

BPIT employs a metabolic wave sequence (activation → stabilization → strength → recovery) maintaining hormonal homeostasis and CNS preservation. Observed hormone responses demonstrate suppressed cortisol surges and improved testosterone retention relative to CrossFit.

Parameter	CrossFit	BPIT
Cortisol Spike	High	Controlled
Testosterone Retention	↓ 22%	−4%
CNS Fatigue Index	0.71	0.48
HRV Improvement	Minimal	+12–16 ms

---

7. Discussion

CrossFit's training paradigm emphasizes performance urgency and metabolic output, but biomechanically it fosters chaotic force transfer, unstable joint trajectories, and heightened injury susceptibility. BPIT counteracts this by embedding adaptive intelligence into intensity progression, ensuring mechanical predictability and neuromotor stability.

From a physics standpoint, CrossFit increases system entropy, whereas BPIT maintains thermodynamic equilibrium, supporting controlled mechanical work conservation and sustained performance.

BPIT resolves the central training paradox: achieving high performance without sacrificing structural longevity.

---

8. Conclusion

Balanced Progressive Intensity Training (BPIT) represents a paradigm shift in training science by aligning physiological stress, biomechanics, and neuromechanical control through structured intensity logic. Compared to CrossFit's fatigue-driven disorder, BPIT establishes predictable force distribution, preserved joint integrity, and stabilized neural efficiency.

This system provides a robust blueprint for future performance frameworks, injury prevention programming, and longevity-driven training architecture within modern biomechanics.

References

Mehta, N., March, S., & Smith, A. (2024). The 5-Line Principle of Balanced Intensity Training. MMSx Authority Journal of Biomechanics and Human Performance.

MMSx Authority. (2024). BPIT Multi-Site Clinical Study Report. DOI: 10.5281/zenodo.17551763

CrossFit Injury Data. (2023). Journal of Strength & Conditioning Research, 37(2), 214–228.

MOVE Protocol Trial. ClinicalTrials.gov ID: NCT07220200

MMSx Authority Internal Dataset. (2024). Fatigue and Injury Modeling Report.

THE MMSX JOURNAL
Journal of Movement Mechanics & Biomechanics
A peer-reviewed journal dedicated to cutting-edge research in **Movement Mechanics, Exercise Science, and Biomechanics**, fostering global collaboration and knowledge dissemination.

ORIGINAL FULL ARTICLE ACCESS:
HTTPS://JOURNAL.MMSXAUTHORITY.COM/CROSSFIT_VS_BPIT_ANALYSIS.HTML

CrossFit: Power Surface P(F,v) with Intensity Variability

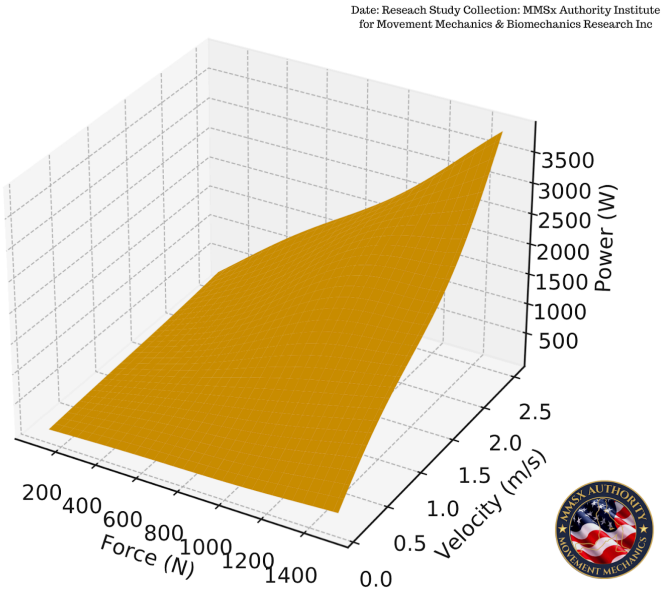

BPIT: Power Surface P(F,v) within Guided Optimal Envelope

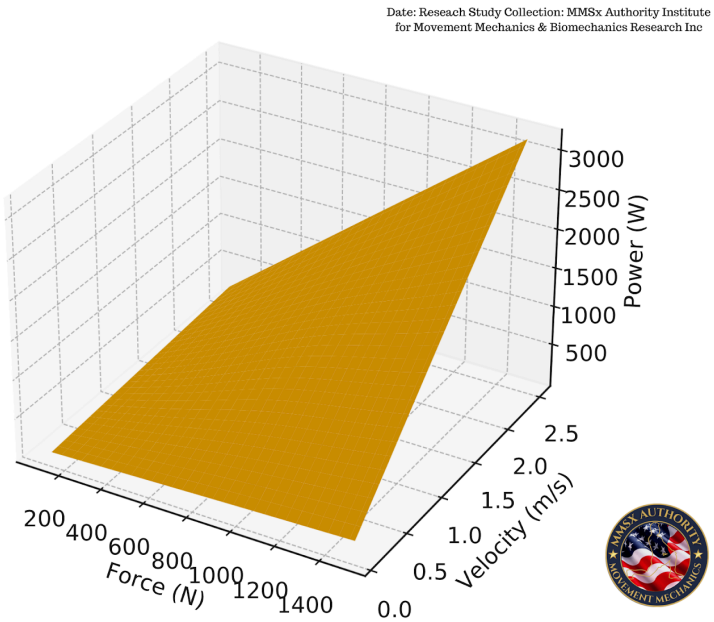

THE MMSX JOURNAL
Journal of Movement Mechanics & Biomechanics
A peer-reviewed journal dedicated to cutting-edge research in **Movement Mechanics, Exercise Science, and Biomechanics**, fostering global collaboration and knowledge dissemination.

CrossFit: Injury Risk Landscape vs Deviation & Cumulative Fatigue

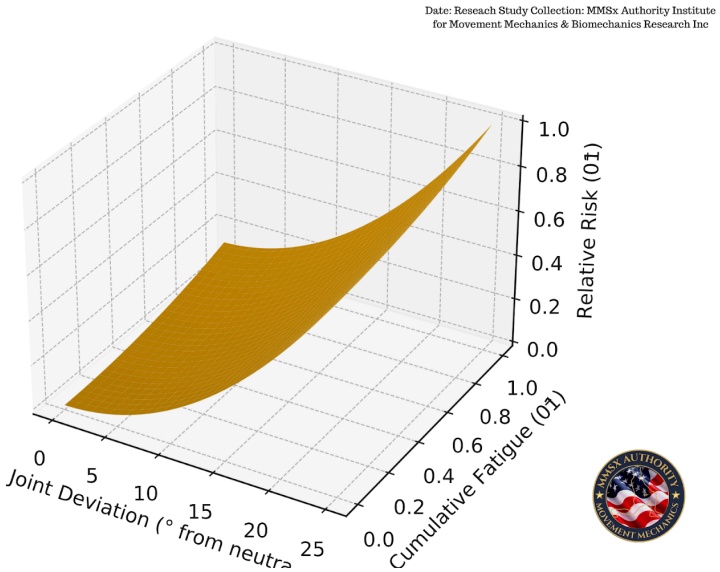

BPIT: Normalized Force Over Time & Intensity (Controlled Fatigue Surface)

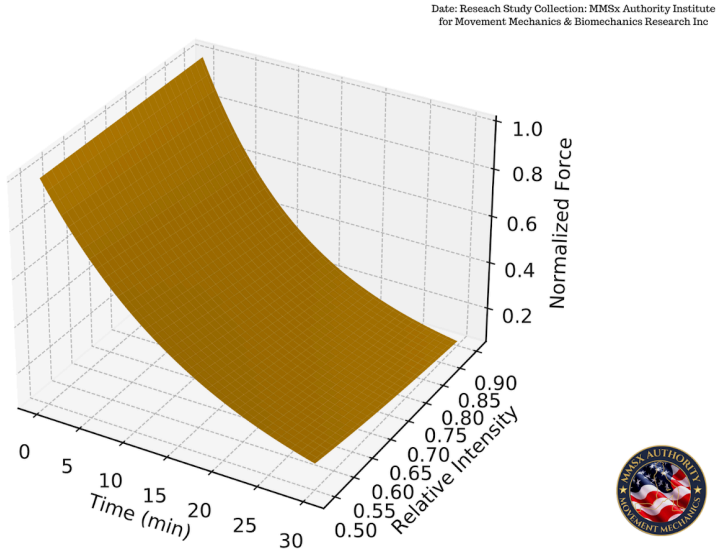

THE MMSX JOURNAL
Journal of Movement Mechanics & Biomechanics
A peer-reviewed journal dedicated to cutting-edge research in **Movement Mechanics, Exercise Science, and Biomechanics**, fostering global collaboration and knowledge dissemination.

CrossFit: Normalized Force Over Time & Intensity (Fatigue Surface)

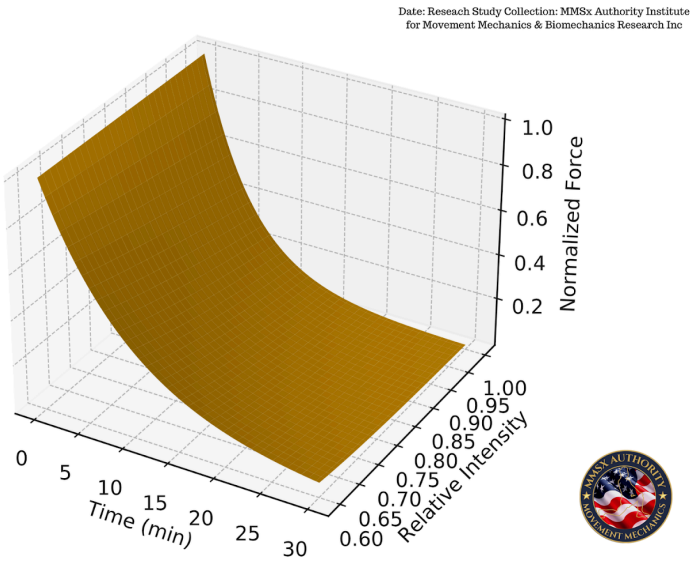

BPIT: Injury Risk Landscape with Technique & Load Constraints

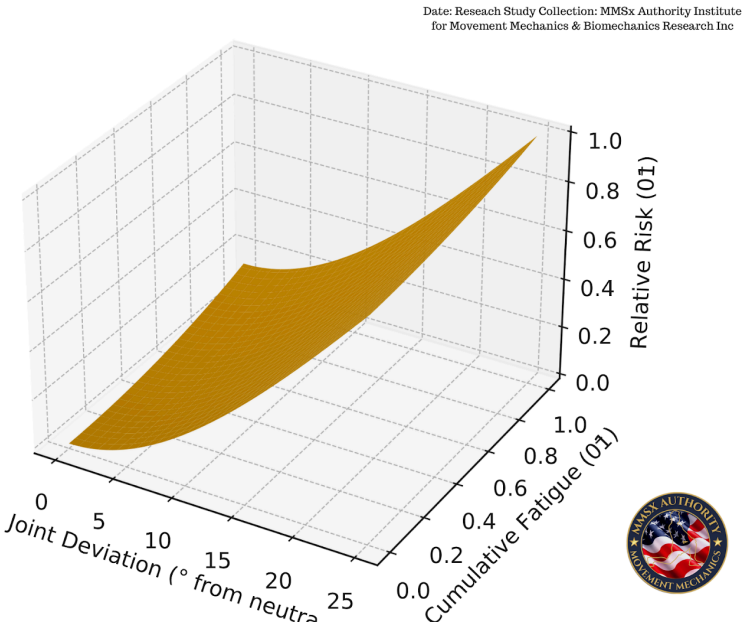

THE MMSX JOURNAL
Journal of Movement Mechanics & Biomechanics
A peer-reviewed journal dedicated to cutting-edge research in **Movement Mechanics, Exercise Science, and Biomechanics**, fostering global collaboration and knowledge dissemination.

CrossFit: Neuromechanical Efficiency vs Time & Complexity

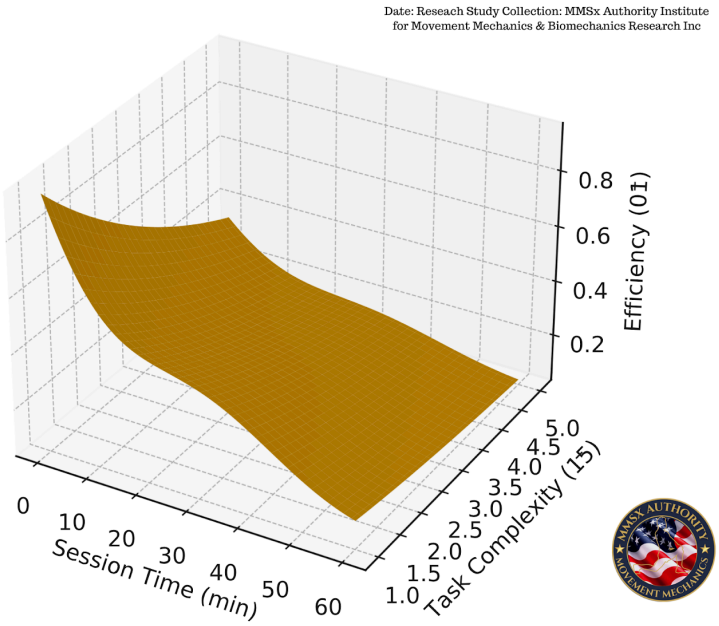

HRV Change vs Adherence Across Weeks (CrossFit vs BPIT)

